



Caroun Photo Club (CPC)

www.CarounPhotoClub.com

Bulletin No:12

Fall 2016

- **Introducing a photograher**
- **CPC summer group exhibition**
- **News**
- **Call for photographer**
- **Photo tips**

Photo by:Leyla Mohammadi



My First day...

Let's do it together!
You don't need to be physically in Vancouver. Different articles from different photographers or writers could create a perfect bulletin and bring a lot of energy to the bulletin. It would be possible, if you continue plugging away at it, then you will see the bulletin will definitely im-

prove.

I hope we could have a bulletin in each season: member's articles, photo news, introduction to photographers and members, member's statements, technical articles, member's experiences and researches... I try to reprint all the previous articles in one extra issue with more photos, and bilingual.

The bulletin will be published on our website too. You can show your participation with your involvement in your club's tour, competitions, slide show and seminars or even we welcomed your new ideas as well; we need volunteers to improve!

CPC has right, to edit or translate the received articles and publish them in any website, book or magazine.

Photographs are not supposed to be reprinted, without the written permission of the photographer. Text may not be reproduced, copied, stored or manipulated in any form, without the written permission of CPC.

CPC has the right to publish or translate and publish the articles in any form, in any publication or Internet.

Please send your materials to Leyla.m@caroun.com. Texts need to be sent in "WORD" in English and Farsi separately; JPG format photos and maximum 2MB.

If you have any question, or want to have more information, do not hesitate to email me.

Leyla Mohammadi
Editor in chief



Caroun Art Gallery (CAG)

www.Caroun.net

Call for Artists/Photographers 2017

Caroun Art Gallery (CAG) is going to hold one group Visual Art exhibitions in each season 2017.

Artists worldwide could take part in these exhibitions.

Each artist could send one or two works, max 36"x36" or 32"x40" (90x90 cm or 100x80 cm).

The subject is OPEN and the gallery will select the works for each exhibition.

Works should be approved by the gallery. Each artist could send max 10 pictures of his/her works by email:

CarounArtGallery at Caroun dot com

Interested artists need to read and sign the gallery's contract at:

<http://www.caroun.com/CarounArtGallery/Calls/CallContractCAG.pdf>

and send it to the gallery by mail or email, after filling the form out.

Fees could be paid cash, by check or PayPal.

Fix a label at the back of each work: Artist's name, Title of the work, media and size

Approved works should be mailed to the mailing address of the gallery:

Masoud Soheili

PO Box 37514

RPO Lonsdale East

North Vancouver, BC

Canada, V7M 3L7

Caroun Art Gallery (CAG)


www.Caroun.net

This form and the costs (nonrefundable) should be paid 3 months before the date of exhibition. All the works should be framed, with a wire at the back for hanging. Works on Canvas (Painting, Printed Photos...) could be sent without frame.

Participants will be a member of www.Caroun.com and will have a gallery at the Artists (Painters, Photographer...) section.

Caroun Art Gallery (CAG)

www.Caroun.net



New members:

Farhad Shahriyarmolki ,Vancouver,BC, Canada

Farnoosh Shahrokhi ,Vancouver,BC,Canada

Nafiseh Saadati, Shiraz,Iran

Reza Bigdeli ,Toronto,Canada

Therese Mckirdy,Kam loops,BC,Canada

Third CPC Digital Photo Contest 2016

was judged by 3 jurors from three countries, From CAPA Jurors on May 2016.

- Ruby Jaggerna
- Jim Hoskins
- Francoie Cleroux.



Winners:

First Prize: Leyla Mohammadi for her work "Swimming"
- "CPC Gold Medal" (Caroun Photo Club) / CPC Certificate

Second Prize: Iraj Roshani for his work "Angry Bird"
- "CPC Silver Medal" (Caroun Photo Club) / CPC Certificate

Third Prize: Saeid Momany for his work "Frowning Bird"
- "CPC Bronze Medal" (Caroun Photo Club) / CPC Certificate

Selected works have received CPC Honorable Mentions:

Farhad Varasteh for his work "Under The Shade"

Zohreh Hamrza for her work "Group Dancing"

Daniel Soheili for his work "My House"

Saeid Momany for his Work "Dignified Male"

Farnosh Shahrokhi for her work "Fly"

Bahman Doustar for his work "A Fish in Muddy waters"

farnoosh Shahrokhi for her work "Promise"

An exhibition of the photos of this photo contest held at Caroun Art Gallery, on August.2016

Be the next winner!

Selected photos




**First Selected work by:
Farhad Varasteh for his work " Under The Shade"**



**Second Selected work by:
Zohreh Hamrza for her work "Group Dancing"**


Dignified Male
Saeid Momany

Selected Work: CPC Digital Photo Contest 2016



**Fourth Selected work by:
Saeid Momany for his Work "Dignified Male"**

**Third Selected work by :
Daniel Soheili for his work "My House"**



**Fifth Selected work by:
Farnosh Shahrokhi for her work "Fly"**



**Sixth Selected work by:
Bahman Doustar for his work "A Fish in Muddy waters"**



**Seventh Selected work by:
Farnoosh Shahrokhi for her work " Promise"**

Winners



**Third winner : Saeid Momany for his work
"Frowning Bird"**



**Second winner : Iraj Roshani for his work
"Angry Bird"**



**First Prize: Leyla Mohammadi for her work
"Swimming"**

CPC summer group exhibition 2016

Group exhibition was holding at Caroun Gallery, on August for two weeks, by participating of winner and selected works of CPC Third Digital photo competition.

The Caroun Photo Club was hosting, Ursola Easterbrook, juror and critic from CAPA, on the opening ceremony, of CPC summer group exhibition.

The competition held on April 2016, and judged by Ruby Jaggernath, Jim Hoskins and Francoie Cleroux From CAPA Jurors.

Selected works and winners, received their rewards and CPC certificates from Ursola Easterbrook, then, she had some photos critique and attempted them to obtain more experience, and improve their related techniques in photography.

Caroun Online Shopping

Artworks

Crafts

Books

Post Cards

Painting & Photography Accessories

Tribal Woven items

Bag, Cushion, Kilim, Zilu, Textile



Caroun Shopping

www.Caroun.ca







News

Our bulletin is published as a seasonal publication, same as before which is including all news, workshops, competitions, events or tours.

39th Annual APAC Seminar

Take your photography to the next level with inspiration from national photographers Darwin Wiggett and Samantha Chrysanthou.

October 22nd, the " Abbotsford Photo Arts Club" is presenting an all-day seminar on photographic creativity and artistic discovery. Access this discount using the promo code: apac2016.

More information and registration is available at:
www.apac.bc.ca

2 day Judging Course

Hosted by " The Richmond Photo Club", Richmond, BC
December 3rd & 4th, 2016

This course is meant for individuals interested in becoming judges, as well as those who want to improve their photography by understanding what judges seek in an image.

See the website for more information:

capacanada.ca, Or

register here:

<http://www.karelo.com/register.php?BID=292&BT=10&PrivEv=16647>

All CPC Bulletins are available on website to download (PDF, low resolution)

<http://www.caroun.com/Research/Photography/00-Bulletin/00-Bulletins.html>

Art in Dark

Leyla Mohammadi

This article is the selected part of my note on my exhibition during the solo exhibition on last spring. All photos were taken at night and I was moving direction to direction, zoom in and out and eventually editing with Photoshop.

Night photography could give you awesome photos, especially when cityscapes are lit with a myriad of interesting and colorful light sources, such as neon signs, store windows, and car lights. Night photography is a slow process; to create great nighttime shots, you will require a long exposure. In addition, all digital cameras and lenses have a difficult time with autofocus in low light, so you need to switch your lens to manual focus.

Timing

Half an hour before and after sunset is the best time for night photography. I tried at dark and dusk but at dusk, colors and details are easier to capture.

Quality

If you want the best night shots, you need to shoot in the best image quality, and that means RAW, which gives more flexibility editing: white balance, colour temperature, increase or decrease your exposures...

Using a tripod

Make sure your tripod is set up correctly. Any slight movement can make your photos blur.

Don't touch your camera!

When taking long exposures at night, even touching your camera to press the shutter button can create enough movement to leave you with blurred results. Use your digital camera's built-in self-timer, instead of pushing the shutter.

A lens hood

To minimize lens flares from light entering at angles outside of your frame.

Have Spare Batteries On Hand

Long exposures and cold weather can quickly drain camera batteries. Make sure to carry spare batteries.

Focusing in the dark certainly requires some careful patience, practice and check. There's nothing more frustrating than returning home and finding that half of your photos are out of focus, which is happened to me a lot. Eventually just make sure that your focus point is sharp.

You can see my photo, before and after edit in Photoshop. I used just simple tools which you can see in below.

Image - Adjustment - change the color temperature with color balance

then, change the saturation

and at the end, Filter – liquefy – Twirl


you are done!

Please look at the picture in next page.


Just try to see, how fun it is!

You can see the photo sample on next page.

Before



After



How to create your little planet in Photoshop?

Leyla Mohammadi

I'm going to give you an instruction to make your planet step by step in Photoshop.

First of all, you need to have a photo with very straight horizon and a few objects like building or trees: Vertical & Horizontal Lines

The right end and the left end are going to connect to each other, so we need to have a pretty straight horizon, to have a quiet circle. When you choose your image, go to "Image Size" and take the dimension, which is less than the others and make height and width exactly the same.

- Then go to "Edit": Transform > Flip Vertical; now sky is on the bottom and the objects on the top.
- Go to "Distort" > Polar ordnance, then press OK.
- Now your tiny planet is effect here, with round sky around the photo

Then

go to smooth the line on the center select the line and then make a right click –choose Feather 5-10 pixels.

Go to "Filter" > Blur > motion and angle of zero.

- Now flip the image back over (flip vertical back)

If you want really get ride of that, and to have perfect

circle and symmetry, you could copy one side and copy to other side; but I don't recommend it.




Photo Tips

Leyla Mohammadi

HDR photo

Select the photo and then go to:
Image > Adjustment > HDR Toning
Now change the settings that suit to your photo!
(Note: Settings would be different for deferent photos)

Edge Glow

Radius 183px Strength 1.78

Tone & Details

Gamma 1.33 Exposure - 1.03 Details % +138

Advanced

Shadow % +1 Highlight % -75 Vibrancies % +83 Saturation % +10

The photos are shown, before and after edit.



CAPA Pacific Zone (PZ) 2017 Print Challenge

Theme: **OPEN**

This contest is open just to CPC individual members; their membership should not be expired until August 2017. If you're not a member, you could join CPC Now! Guide for membership is available on CPC website at:

<http://www.caroun.com/CAPA-Membership/CPC-Membership.html>

CPC will have the right to publish photos anywhere in any form (magazines, bulletins, internet, slide show...), but the copyright remains for the photographer. A slide show will be made with these photos.

All the photos **MUST** have a "Title". "No-Title" photos are not accepted. Photos of previous CAPA competitions are not accepted too.

An exhibition of all the Photos will be held at Coquitlam, BC, Canada at the Judgment day.

A permanent virtual exhibition will be posted at CPC websites. A slide show will be made of all the photos.

An exhibition of the Photos will be held at "Caroun Art Gallery (CAG)" in Vancouver, Canada, in 2017. **Interested Participants** could register for the gallery at the same time of taking part in the competition:

<http://www.caroun.com/CarounArtGallery/Calls/00-Calls.html>

All the participants, who did anything out of the rules, will be cancelled from the competition, without any notice. Fees are not refundable.

Photos will be judged by 3 jurors, selected by CAPA PZ, and the announcement will be final.

This Photo Challenge is held among the CAPA Clubs. Each club

could send 10 photos of 10 members. Size of the photos should be 16"x20" (including mat), color or black and white, with a board at the back. Smaller or bigger sizes are not accepted. Nothing should be mentioned on the photo (Copyright sign, name...). Print your specifications at the top right side on the back board:

Title.....

Name and address of the photographer.....

Caroun Photo Club

Address of CPC

Final selection will be done by the organizer. Works will be judged at Coquitlam, BC on February 18, 2017:

Eagle Ridge Bible Fellowship

1160 Lansdowne Drive

Coquitlam BC, V3B 5V8

All the participants and interested people could attend, Open to Public (Tickets \$5).

How to Enter:

1- Make your works ready as mentioned in "Guideline".

2- Each member could send 10 digital files (Size 1400 pixels width x 1040 pixels height) by email, before December 30, 2016.

3- CPC will select 10 photos of 10 members (+ 5 extra) for the competition.

4-Selected works should be printed with mat and board at the back and be in the hand of CPC before January 20, 2017. Extra works will be sent if any of 10 has delays.

CPC could make everything (print, mat & back) for members out of Vancouver on their own cost.

Prizes:

First Winner:

- CAPA PZ Gold Medal
- CPC Certificate

Second Winner:

- CAPA PZ Silver Medal
- CPC Certificate

Third Winner:

- CAPA PZ Bronze Medal
- CPC Certificate

7 Selected works will receive CAPA PZ Rosettes and CPC Certificate.

Competition Fee: \$10

If you're going to pay online, please go to CPC website at:

<http://caroun.com/Directory/Payments.html> >
[Other Payments](#) > \$10

Cheques and Cash are accepted too.

Enquiries:

You can contact by email: CPC2011 (at) Caroun (dot) com

Subject of your email: CAPA PZ 2015, Your Name

Good Luck!

Caroun Photo Club

www.CarounPhotoClub.com

mailing address:

Masoud Soheili

Caroun Photo Club

PO Box 37514, RPO Lonsdale East

North Vancouver, BC

Canada, V7M 3M7

CPC Annual Photo Contest 2016

CPC10th Annual Photo Contest was held in October .2016Photos were judged by 3 CAPA jurors :Kerri-Jo Stewart ,Richard Shapka and Satya Danu



Kerri-Jo Stewart



Richard Shapka



Satya Danu

Winners

First Winner :Farhad Shahriarmolki ,for his work "Train"

Prizes:

- CAPA Gold Medal / CPC Certificate
- An individual photography exhibition at Caroun Art Gallery in Summer) 2017 two weeks(
- Fujifilm FinePix HS50EXR Digital Camera 16 ,mp, with 1000-24 zoom lens(JPG + RAW)

Second Winner :Zohreh Hamraz ,for her work "Vision Distribution"

Prizes:

- «CPC Silver Medal»
- «CPC Certificate»
- An individual photography exhibition at Caroun Art Gallery (in Summer 2017 one week)

Third Winner : Bahman Doustdar ,for his photo
"North Van Kids Playing"

Prizes:

- «CPC Bronze Medal»
- «CPC Certificate»
- Taking part in a group exhibition at Caroun Art Gallery (in Summer 2017 two weeks)

Selected Works (Honorable Mention) :

- 1 - Daniel Soheili, for his work "Eyes on You"
- 2 - Bahman Doostdar, for his work "Alaskan Light Delight"
- 3 - Zohreh Hamraz, for her work "Flight Symphony"
- 4 - Bahman Doostdar, for his work "Mist-Shrouded Forest"
- 5 - Bahman Doostdar, for his work "Resting & Rusting Old Fellow"
- 6 - Kaveh Rasouli, for his work "Thinking of Freedom"
- 7 - Farhad Shahriarmolki, for his work "Blacksmith"
- 8 - Reza Bigdeli, for his work "Burrow"
- 9 - Farhad Shahriarmolki, for his work "Ghereshmalha Tribe"
- 10- Zohreh Hamraz, for her work "Virtual Tree"

prizes will be given at the opening reception of the exhibition.

An exhibition of the photos will be held at Caroun Art Gallery) CAG (in December 2016 and the Complete report of the photo contest (scores, critic on photos...) will be posted on website in November 2016.

Winners

First Winner:

Farhad Shahriarmolki, for his work "Train"

Prizes:

- CAPA Gold Medal
- CPC Certificate
- An individual photography exhibition at Caroun Art Gallery in Summer 2017 (two weeks)
- Fujifilm FinePix HS50EXR Digital Camera, 16 mp, with 24-1000 zoom lens(JPG + RAW)




Second Winner:

Zohreh Hamraz, for her work
"Vision Distribution"

Prizes :

- «CPC Silver Medal»
- «CPC Certificate»
- An individual photography exhibition at Caroun Art Gallery in Summer 2017 (one week)



Third Winner :

Bahman Doustdar, for his
photo "North Van Kids Playing"

Prizes :

- "CPC Bronze Medal"
- "CPC Certificate"
- Taking part in a group
exhibition at Caroun Art Gallery
(in Summer 2017 two weeks)



Selected works

(will recived Honorable Mention)


First Selected work by:
Daniel Soheili, for his work,
"Eyes on You"



Second Selected work by:
Bahman Doostdar, for his work "Alaskan
Light Delight"



Thirth Selected work by:
Zohreh Hamraz, for her work
"Flight Symphony"



Fourth Selected work by:
Bahman Doostdar, for his work
"Mist-Shrouded Forest"



Fifth Selected work by: Bahman Doostdar
, for his work
"Resting & Rusting Old Fellow"



Sixth Selected work by:
Kaveh Rasouli, for his work
"Thinking of Freedom"



Eighth Selected work by:
Reza Bigdeli, for his work
"Burrow"



Nineth Selected work by:
Farhad Shahriarmolki, for hid work
"Ghereshmalha Tribe"



Ghereshmalha Tribe

Seventh Selected work by:
Farhad Shahriarmolki, for his work
"Blacksmith"



Tenth Selected work by:
Zohreh Hamraz, for her work "Virtual Tree"




photo by : Leyla Mohammadi

